

Investment Description

The Fund is an enhanced cash plus solution that invests in short-term interest earning and money market instruments. It is diversified across different types of money market, enhanced yield and income type strategies to ensure that the Fund is conservative, liquid and competitive in the ASISA Interest Bearing Short Term sector.

The Fund is benchmarked against the STeFi Composite Index, with the aim of delivering regular income distributions and performance in excess of money market returns.

Suitable Investors

- Who wish to diversify single manager risk
- Who require monthly income distributions
- Who are looking for stable income but seek returns higher than cash or bank deposits
- Who are highly risk-averse with little capacity for capital loss
- Who typically have an investment horizon of at least six months

Risk Rating



■ Income assets ■ Growth assets
Please refer to the "Information to consider before investing" section on page 2 for further risk information.

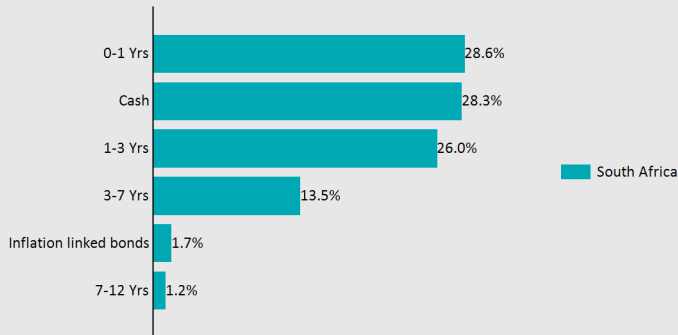
Annualised Performance (%)

	1 Year	3 Years	5 Years	10 Years
Class B1	8.10	8.44	0.00	0.00
Benchmark	7.26	7.43	7.00	6.60
Sector Average	8.16	8.44	7.61	7.18

Underlying Fund Managers / Funds

Aluwani Capital Partners
Investec Money Market Fund
Prescient Investment Management
STANLIB Income Fund
STANLIB Money Market Fund

Physical See Through Asset Allocation %



Fund Duration	0.3 year(s)
Benchmark Duration	0.6 year(s)

Income Distribution

	Declared in last 12 months	Declared during 2019
Class B1	7.87 cpu	1.95 cpu

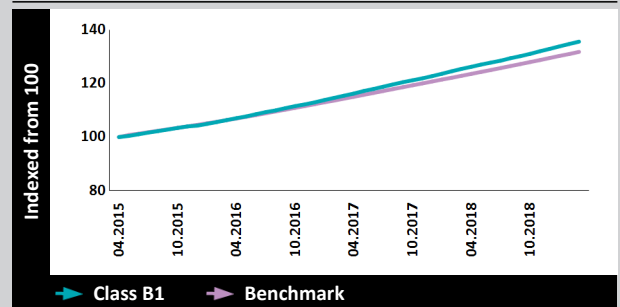
Portfolio Facts

Portfolio Manager(s)	Jennifer Henry and Richo Venter
Portfolio Size (NAV)	R 1860 million
Sector	South African Interest Bearing Short Term
Income Distribution	Net revenue is calculated on a daily basis and distributed monthly.
Income Declaration	Monthly
Benchmark	STeFi Composite Index
	Class B1
Launch Date	24 Oct 2014
Minimum Investment	
Lump Sum	R10,000
Debit Order Per Month	R500
ISIN No.	ZAE000203410
JSE Code	SMEY1

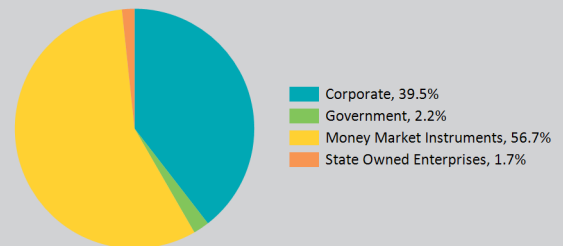
	Class B1	
	1 Year	3 Year
Advisor Fee ¹	0.00	0.00
Management Fee	0.50	0.50
Underlying Fund Fees	0.01	0.04
Underlying Performance Fees	0.00	0.00
Other ²	0.01	0.01
VAT	0.08	0.08
Total Expense Ratio (TER)³	0.59	0.62
Transactional Costs (inc. VAT)⁴	0.00	0.00
Total Investment Charges	0.59	0.62

- ¹ The A Class includes an ongoing adviser fee, which will be charged in addition to a maximum 3% upfront fee
- ² Other includes: bank charges, custody fees, sundry income, audit & trustee fees
- ³ The TER is a measure of the actual expenses incurred by the Fund over a 1 and 3-year period (annualised) ending 31 December 2018
- ⁴ Transactional Costs include: brokerage, Securities Transfer Tax (STT), STRATE, Levies and VAT.

Cumulative Returns - Since Inception



Holding Composition



*Other is inclusive of Preference Shares, Property Shares, and Derivatives

FUND INFORMATION TO BE CONSIDERED BEFORE INVESTING

Collective Investment Schemes should be considered a medium to long term investments. The value of units (participatory interests) may go down as well as up and past performance is not necessarily a guide to the future performance. The Fund is traded at ruling prices using forward pricing and can engage in borrowing up to 10% of the market value of the portfolio to bridge insufficient liquidity as a result of the redemption of participatory interests and may engage in scrip lending. The yield on the Fund is calculated monthly based on the actual distributions declared in the last 12 months divided by the average daily net asset value, expressed as a nominal annual rate. It is provided to give an approximate indication of the achievable yield for an investment made at the reporting date. A schedule of fees and charges and maximum commissions is available on request from STANLIB Collective Investments (RF) Pty Ltd (the Manco). Commission and incentives may be paid and if so, would be included in the overall costs. Liberty is a full member of the Association for Savings and Investments of South Africa (ASISA). The Manco is a member of the Liberty Group of Companies.

TRUSTEES Standard Chartered Bank, 4 Sandown Valley Crescent, Sandton, 2196 T 011 217 6600

Contact Details - STANLIB COLLECTIVE INVESTMENTS (RF) PTY LIMITED Reg. No. 1969/003468/07 17 Melrose Boulevard, Melrose Arch, 2196, PO Box 203, Melrose Arch, 2076

T 0860 123 003 W stanlib.com and/or stanlibmultimanagers.com

Published on: 26 April 2019