

# STANLIB Multi-Manager Balanced Fund

## Minimum Disclosure Document

As at 30.11.2018

# STANLIB

### STANLIB Multi-Manager (Pty) Ltd

STANLIB Multi-Manager (Pty) Ltd was established in 1999 and is the centre of excellence for multi-managed solutions within STANLIB. The investment team, led by Chief Investment Officer Joao Frasco, consists of an experienced team with a diverse set of investment skills. We have offices in Johannesburg and London, and currently have mandates in excess of R150 billion under stewardship.


### What is the Fund's objective?

The Fund aims to provide long-term growth of capital and income with volatility at risk levels consistent with a high equity (<75% equity) portfolios. The objective of the Fund is to produce returns in excess of the ASISA Multi-Asset High Equity category average, without assuming additional risk.

Given our standard assumptions\*, we expect the Fund to deliver real returns of 6% p.a. i.e. CPI+6% p.a. over the long term (net of fees). To minimise the chance of capital loss, investors should expect to invest over periods of at least seven years.

\*The real return objectives are derived from our long-term real return expectations for a range of asset classes, our expected systematic exposure to those asset classes in each of the funds, and the alpha expected from the managers managing the funds (from security selection and asset allocation).

### Risk profile



### What are the investment guidelines?

The Fund is a multi-asset class portfolio that is diversified across asset classes, sectors, various strategies and asset managers – both in South Africa and internationally.

This Fund's maximum equity exposure (including international equity) is capped at 75% and the maximum property exposure (including international property) is capped at 25% of the market value of the Fund – as per the ASISA South African – Multi Asset – High Equity category as amended from time to time.

The Fund complies with provisions of the Collective Investment Schemes Control Act, No. 45 of 2002 and the Regulations thereto, as amended from time to time, and complies with Regulation 28 of the Pension Funds Act.

### How is the Fund managed?

The Fund is designed to deliver superior investment returns more consistently than through a single asset manager or mandate. Our approach allows investors' to outsource the fund / manager selection decision, which includes the ongoing due diligence of managers and construction of portfolios, to meet pre-defined objectives over time.

### The Portfolio Managers dedicated to the Fund



**Jennifer Henry**  
Head of Portfolio Management:  
Retail Clients  
BCom(Hons), CFA,  
FRM



**Richo Venter**  
Portfolio Manager  
BCom(Hons)  
(cum laude), CFA

### How do we select managers?

STANLIB Multi-Manager (Pty) Ltd follows a rigorous and disciplined manager research and selection process that starts by analysing the sector for which the portfolio is being built, and determining the key drivers of outperformance.

The manager research team conducts thorough quantitative and qualitative analyses, culminating in an extensive investment due diligence to identify those managers that have the skill and ability to outperform. This results in the production of high conviction buy/hold/sell lists, as well as mandate performance expectations under different environments, defining events and sell triggers/disciplines.

The portfolio management team then constructs a framework for blending managers into the portfolio that targets the key areas of outperformance and promotes diversification. We only entrust our client's assets to the highest quality managers, who are then selected into this framework to provide the portfolio with exposure to these sources of market outperformance over the long term.

Passive alternative are considered in the process and where used, these help to lower portfolio costs.

On a regular basis the portfolio is reviewed to ensure it is delivering on its long term objectives. From time to time changes are made to improve the structure and or risk return profile of the portfolio.

**Global exposure** – we outsourced the management of the global component to specialist global managers. Gaining access to foreign markets via a specialist approach gives us greater control over the full investment process.

### Who are the underlying managers/funds?

The portfolio construction currently includes the following managers/funds:

Underlying managers	Portfolio managers	Strategic allocation
Allan Gray Investments	Multi-councillor	15%
Coronation Asset Management	Karl Leinberger	15%
Foord Asset Management	Multi-councillor	15%
Prudential Investment Management	Michael Moyle	20%
Investec Asset Management	Chris Freund	10%
STANLIB Multi-Manager Global (equities, bonds and cash)		25%

### How do we approach risk management in the Fund?

Risk management is a fundamental component of our investment philosophy and process and is therefore approached holistically. It permeates every part of our investment process, requiring participation and accountability from all individuals involved in the process.

As a multi-manager, our risk management process begins at the time of portfolio specification and design, because by the time securities are included in the portfolio by the underlying managers, one has already accepted the risks and has limited ability to mitigate them. Our process then moves to manager research and portfolio construction, where we seek to know the managers intimately and construct a portfolio to behave in line with our broader investment objectives.

"Risks Inherent in our Funds" is a document that classifies the sources of risk associated with the management of our Funds. It can be obtained from the website [www.stanlibmultimanager.com](http://www.stanlibmultimanager.com).

### Information to be considered before investing

The STANLIB Multi-Manager Balanced Fund should be considered a medium to long-term investment. The value of units (participatory interests) may go down as well as up and past performance is not necessarily a guide to future performance. General market risks include a change in interest rates and economic conditions, share price volatility and a decline in property values. Where exposure to foreign investments is included in the portfolio, there may be additional risks, such as possible constraints on liquidity and the return of funds to South Africa, macroeconomic risks, political risks, tax risks, settlement risks and possible limitations on the availability of market information. The Fund is traded at ruling prices using forward pricing, and can engage in borrowing up to 10% of the market value of the portfolio to bridge insufficient liquidity as a result of the redemption of units and may engage in scrip lending. A schedule of fees, charges and maximum commissions is available upon request from STANLIB Collective Investments (RF) Pty Limited (the Manco). Commission and incentives may be paid and if so, would be included in the overall costs of the Fund. Fluctuations or movements in exchange rates may cause the value of underlying international investments to go up or down. Liberty is a full member of the Association for Savings and Investments South Africa (ASISA). The Manco is a member of the Liberty Group of Companies.

### Unit price – how it works

Collective Investment Schemes (i.e. “Unit Trusts”) are traded at ruling prices set on every trading day. Forward pricing is used which means Fund valuations take place at approximately 15h00 each business day, and your instructions are therefore processed at prices that are not yet determined when your instructions are received. Instructions must reach the Management Company before 13h00 to ensure same day value. The 13h00 cut-off time only applies to investments and switches. Repurchases will receive the price of the same day if received prior to 15h00. The money market funds are valued at 12h00. The funds of funds and feeder funds are valued at 24h00 and 17h00.

The payment of withdrawals may be delayed in extraordinary circumstances, when the Manco with the consent of the Fund trustees deems this to be in the interest of all Fund investors. These circumstances may include periods when significant underlying markets suspend trading which will prevent accurate valuation of the instruments held in the Fund. When the suspension of trading relates to only certain assets held by the Fund, these assets may be side-pocketed. This process allows normal liquidity on the assets that can be valued, but will delay liquidity on the affected portion of the Fund. If the Fund is faced with excessive withdrawals, the affected withdrawals may be ring-fenced, which is the separation and delayed sale of the assets reflecting the interest of the liquidity seeking investors. It ensures that the sale of a large number of units will not force the Manco to sell the underlying investments in a manner that may have a negative impact on remaining investors of the Fund.

### Performance information on the monthly factsheet

Performance is calculated by STANLIB Multi-Manager (Pty) Ltd as at month end for a lump sum investment using net asset value (NAV) prices with income reinvestments done on the ex-dividend date. All underlying price and distribution data is sourced from Morningstar. Performance figures are quoted after the deduction of all costs including manager fees, and trading costs incurred within the Fund. Note that individual investor performance may differ as a result of the actual investment date, the date of reinvestment of distributions and dividend withholding tax, where applicable. Annualised performance figures represent the weighted average compound growth rate over the performance period measured. Past investment returns are not indicative of future returns and no guarantee is provided with respect to capital or return of the Fund.

### Total Expense Ratio (TER) and Transaction Costs (TC) = Total Investment Charge (TIC)

The TER is calculated as a percentage of the average net asset value of the portfolio incurred as charges, levies and fees in the management of the portfolio for a rolling 36-month period to the previous quarter end (December, March, June and September). This includes the TER charged by any underlying fund(s) held as part of this Fund. A high TER does not necessarily imply a poor return nor does a low TER imply a good return. The current TER should not be regarded as an indication of future TER's – expenses vary and the performance fee component can fluctuate over time.

Transaction costs are a necessary cost in managing a fund and impacts the fund's return. They should not be considered in isolation as returns may be impacted by many other factors over time including market returns, the type of fund, the investment decisions of the investment manager and the TER. The sum of the TER and Transaction Costs is shown as the Total Investment Charge (TIC).

### Management fee

The Fund charges a fixed annual management fee (i.e. fee class) as a percentage of the assets under management, to ensure a simple and understandable fee structure. The Fund invests primarily in segregated mandates but may also invest in other unit trusts i.e. “Underlying Fund Fees”, which are included in the Total Expense Ratio (TER).

### Underlying performance fees

STANLIB Multi-Manager (Pty) Ltd does not earn any performance fees. In addition to earning fixed fees, the underlying manager(s)/fund(s) may also earn performance-based fees if they outperform a specific benchmark. The performance-fee methodology of the underlying manager(s) / fund(s) is incorporated in their respective mandates. You can obtain more information on the underlying performance fee methodologies on the website [www.stanlibmultimanager.com](http://www.stanlibmultimanager.com).

The annual management fee is accrued daily and performance fees are accrued monthly – both paid on a monthly basis (with the exception of some performance fees which are paid annually).

### STANLIB Multi-Manager (Pty) Ltd does not provide financial advice

STANLIB Multi-Manager (Pty) Ltd is an authorised Financial Services Provider licenced under the Financial Advisory and Intermediary Services Act, 37 of 2002. FSP licence No.26/10/763. This information does not constitute financial advice as contemplated in terms of the Financial Advisory and Intermediary Services Act. Independent financial advice should always be sought before making an investment decision.

If you appoint an adviser, advice fees are contracted directly between you and the adviser. We will facilitate the collection of advice fees (including initial advice fees up to a maximum of 3.00%) only upon receiving your instruction. You may cancel the instruction to facilitate the payment of advice fees at any time.

### Where can I find additional information?

Additional information such as brochures, application forms and annual or quarterly reports, can be obtained from the websites: [www.stanlib.com](http://www.stanlib.com) / [www.stanlibmultimanager.com](http://www.stanlibmultimanager.com).

The prices of Funds are calculated and published on each working day. These prices are also available on the websites and in South African printed news media.

# STANLIB Multi-Manager Balanced Fund

As at 30.11.2018

# STANLIB

## Investment Description

This is a multi-asset class portfolio that is diversified across asset classes, sectors, various strategies and asset managers - both in South Africa and internationally.

The Fund also aims to achieve CPI+6% over the long-term.

The Fund is Regulation 28 compliant.

## Suitable Investors

- Who want a multi-asset class solution where asset allocation decisions are outsourced to specialist managers
- Who seek to accumulate long-term capital growth and real returns
- Who are comfortable with taking on some risk of market fluctuation
- Who typically has a medium to long-term investment horizon

## Risk Rating



■ Defensive assets ■ Growth assets

Please refer to the "Information to consider before investing" section on page 2 for further risk information.

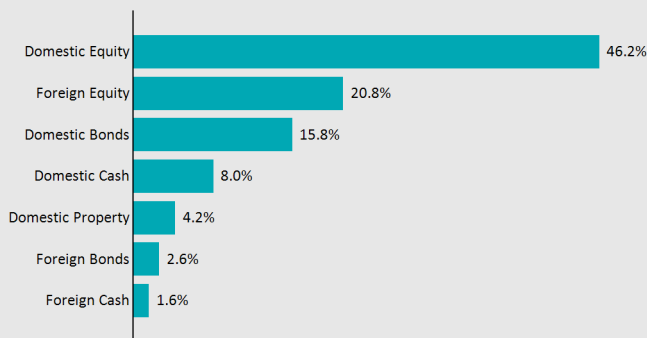
## Annualised Performance (%)

	1 Year	3 Years	5 Years	10 Years
Class A	-5.85	2.52	5.51	9.68
Class B1	-5.31	3.11	6.11	10.30
Benchmark	-5.96	2.09	5.36	9.73
Sector Average	-5.78	2.16	5.17	9.46

## Underlying Fund Managers / Funds

Allan Gray Investments  
 Coronation Fund Managers  
 Foord Domestic Balanced Fund  
 Investec Asset Management  
 Prudential Investment Managers  
 Stanlib Multi-Manager  
 STANLIB Multi-Manager (Global)  
 STANLIB Multi Manager Absolute Income

## Physical See Through Asset Allocation %



## Income Distribution

	Declared in last 12 months	Declared during 2018
Class A	7.27 cpu	3.99 cpu
Class B1	9.73 cpu	5.21 cpu

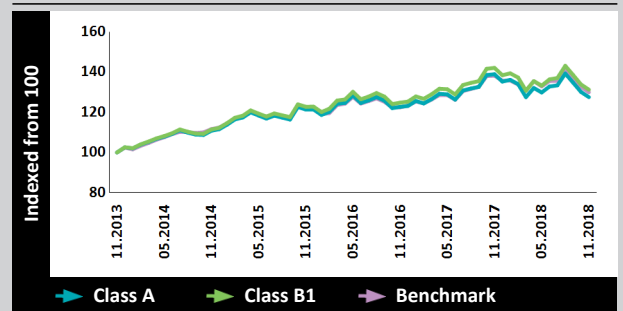
## Portfolio Facts

<b>Portfolio Manager(s)</b>	Richo Venter and Jennifer Henry
<b>Portfolio Size (NAV)</b>	R 6041 million
<b>Sector</b>	South African Multi-Asset High Equity Average
<b>Income Distribution</b>	Net revenue is calculated on a daily basis and distributed bi-annually.
<b>Income Declaration</b>	30 June & 31 December
<b>Benchmark</b>	South African Multi-Asset High Equity Median
<b>Launch Date</b>	<b>Class A</b> 02 Jan 2002
<b>Minimum Investment</b>	
Lump Sum	R5,000
Debit Order Per Month	R500
<b>ISIN No.</b>	ZAE000035382
<b>JSE Code</b>	STHE

	Class A		Class B1	
	1 Year	3 Year	1 Year	3 Year
Advisor Fee <sup>1</sup>	0.50	0.50	0.00	0.00
Management Fee	1.00	1.00	1.00	1.00
Underlying Fund Fees	0.19	0.18	0.19	0.18
Underlying Performance Fees	0.03	0.16	0.03	0.16
Other <sup>2</sup>	0.03	-0.01	0.04	-0.01
VAT	0.26	0.27	0.19	0.20
<b>Total Expense Ratio (TER)<sup>3</sup></b>	<b>2.00</b>	<b>2.10</b>	<b>1.44</b>	<b>1.53</b>
<b>Transactional Costs (inc. VAT)<sup>4</sup></b>	<b>0.11</b>	<b>0.12</b>	<b>0.11</b>	<b>0.12</b>
<b>Total Investment Charges</b>	<b>2.11</b>	<b>2.22</b>	<b>1.55</b>	<b>1.65</b>

- The A Class includes an ongoing adviser fee, which will be charged in addition to a maximum 3% upfront fee
- Other includes: bank charges, custody fees, sundry income, audit & trustee fees
- The TER is a measure of the actual expenses incurred by the Fund over a 1 and 3-year period (annualised) ending 30 June 2018
- Transaction Costs include: brokerage, Securities Transfer Tax (STT), STRATE, Levies and VAT.

## Cumulative Returns - Last 5 Years



## Top 10 Equity Holdings

Naspers Ltd	4.94%
Sasol Ltd	3.19%
British American Tobacco Plc	3.01%
Standard Bank Group Ltd	2.78%
Anglo American Plc	1.85%
BHP 4 3/4 04/04/12	1.71%
MTN Group Ltd	1.54%
Firststrand Ltd	1.34%
Compagnie Financiere Richemont SA	1.32%
iShares MSCI World (Acc) (IE)	1.18%

## FUND INFORMATION TO BE CONSIDERED BEFORE INVESTING

The STANLIB Multi-Manager Balanced Fund should be considered a medium to long term investment. The value of units (participatory interests) may go down as well as up and past performance is not necessarily a guide to the future. Where foreign securities are included in the Fund it may as a result be exposed to macroeconomic, political, tax, settlement and illiquidity risks factors that may be different to similar investments in the South African markets. The Fund is traded at ruling prices and can engage in borrowing up to 10% of the market value of the portfolio to bridge insufficient liquidity as a result of the redemption of participatory interests and may engage in scrip lending. A schedule of fees and charges and maximum commissions is available on request from STANLIB Collective Investments (RF) Pty Ltd (the Manco). Commission and incentives may be paid and if so, would be included in the overall costs. Fluctuations or movements in exchange rates may cause the value of underlying international investments to go up or down. Liberty is a full member of the Association for Savings and Investments of South Africa (ASISA). The Manco is a member of the Liberty Group of Companies.

**TRUSTEES** Standard Chartered Bank, 4 Sandown Valley Crescent, Sandton, 2196

**Contact Details - STANLIB COLLECTIVE INVESTMENTS (RF) PTY LIMITED**

T 0860 123 003 W stanlib.com and/or stanlibmultimanager.com

**COMPLIANCE NO:** HX0478

**Published on:** 20 December 2018

### Market overview

The global trade war between the United States and China continued to dominate headlines during the quarter. The US intensified tariffs on Chinese goods and China retaliated. Despite the tussle between the two economic giants, the US economy remains strong. This is visible in the rally of the US dollar and their robust labour market. These positive developments gave the Fed room to hike interest rates in September from 2.0% to 2.3%.

Unfortunately, the higher developed market (DM) interest rates and stronger US dollar do not bode well for emerging market (EM) assets such as South Africa, and most EM countries saw their currencies weaken. SA fared worse than its EM peers as signs of poor economic growth surfaced during the quarter, resulting in SA moving into a technical recession.

SA equities lost 1.6% over the quarter, driven largely by poor returns from industrials. SA property lost 1.0%, while SA bonds returned 0.8%. The weaker rand supported offshore returns, leading to a 7.4% total return from global equities.

### Asset class performance and risk statistics

Asset class	Q3 2018	1 year	3 years p.a.	5 years p.a.
FTSE/JSE ALSI	-2.2%	3.4%	6.7%	8.0%
Financials	2.8%	8.1%	4.6%	10.9%
Resources	5.2%	27.1%	15.7%	1.0%
Industrials	-7.8%	-7.7%	2.5%	7.7%
FTSE/JSE Capped SWIX	-1.7%	0.4%	4.5%	7.4%
Bonds ALBI	0.8%	7.1%	7.8%	7.2%
Cash STeFI Composite	1.8%	7.3%	7.3%	6.8%
All Property Index (ALPI)	-1.5%	-14.0%	-3.5%	6.1%

Risk statistics since launch		
Lowest rolling 12-month return	-21.8% (12 months ended February 2009)	
Highest rolling 12-month return	51.5% (12 months ended April 2006)	
	Fund <sup>1</sup>	Benchmark
Maximum drawdown	-27.0%	-18.3%
Portfolio volatility	9.5%	7.3%

Source: STANLIB Multi-Manager.

### Portfolio review

The Fund returned 1.6% for the quarter, 0.5% ahead of the average of the ASISA MA High Equity peers. The Fund's overweight position to resources and rand hedge shares, coupled with a fairly high allocation to global equities, continued to support good peer relative performance in the short and medium term.

Allan Gray's performance has been exceptional. They continue to prefer the big rand hedge shares and equity allocation remains high at 71%. The bond allocation of around 15% is relatively defensively positioned with a very low allocation to property.

Coronation's domestic balanced mandate has a rand hedge bias, with a moderately high allocation to equities and property. One of their largest positions, MTN, detracted from performance.

Foord is currently the Fund's most bearish underlying domestic balanced manager with an equity allocation of around 55%. Foord has a large exposure to rand hedges, given their concerns around the SA economy.

Investec maintain focus on companies receiving earnings upgrades due to improvements in their operating environments. Among companies that are domestically focused, the likes of Absa, FirstRand, Sanlam and Standard Bank stand out. Globally-oriented companies that remain attractive include Anglo American, BHP Billiton, Mondi and Naspers. Investec is neutral on local nominal bonds.

Prudential prefers resources through counters such as Sasol and Anglo American, but also sees value in financials such as Standard Bank and Old Mutual Ltd. Long duration bonds remain a key investment for Prudential.

### Portfolio positioning and outlook

The largest themes in the Fund are overweight resources and rand hedge shares, which has benefited performance over the past year. The global positioning tactically remains relatively high between 25% and 30%.

In addition to further rate hikes in the US, we expect trade wars to continue dominating headlines and this could weigh heavily on EM sentiment. Local asset prices have retreated to levels that may provide a good entry points for investors. However, the global and SA environment remains highly uncertain and we continue to emphasize the importance of having a long-term focus when making investment decisions.

*Duration – a measure of the sensitivity of the price of a fixed-income investment to a change in interest rates. Duration is expressed as a number of years.*

### Portfolio managers



**Jennifer Henry**  
Head of Portfolio Management:  
Retail Clients  
BCom(Hons), CFA, FRM



**Richo Venter**  
Portfolio Manager  
BCom(Hons)  
(cum laude), CFA